

## 劍橋兒童英檢線上成績查詢

**申請對象：限報考 LiveABC 考試中心舉辦之劍橋兒童英檢考生。**

**※僅服務報考本中心考試的考生，非此對象，本中心恕不回覆。**

線上查詢流程如下：

步驟一、考試日後 5 週，[email 至 school@liveabc.com](mailto:school@liveabc.com)，申請考生 ID number 及 Secret number。

★信件內容須提供以下資訊

- ✓ 考試日期
- ✓ 考生准考證號碼：
- ✓ 考生英文拼音
- ◆ 考生 ID number 及 Secret number 查詢回覆資料如下：

### Confirmation of Entry and Timetable

#### YLE Starters - 10 August 2023 AM (PB)

Candidate number: **0001**  
Candidate name: **MINN CHING CHUNG**  
Date of birth: **08/10/2013**  
Internal ID : **0000000000**  
Centre number: **TW059**  
Centre name: **LiveABC**

#### Timetable

Please contact Centre Administrator for further details.

#### Venue address

#### Important information

#### Results information

Your results will be available by 9 October 2023 at 09:00 (UK time). To receive notification of faster results register now at <https://candidates.cambridgeenglish.org> with the following information:

**ID Number:366090PKT      Secret Number:9880**

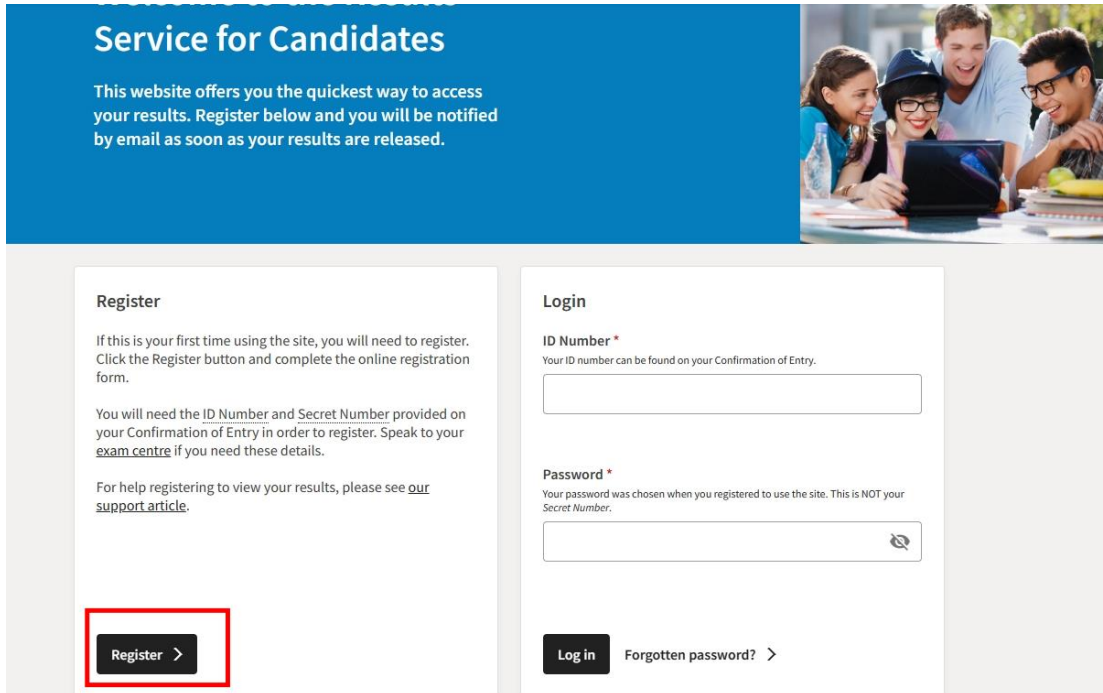
For verification purposes, you can pass these details onto organisations that use or accept Cambridge English exams.

#### Help and support

步驟二、收到 ID number 及 Secret number 之後，至劍橋官網註冊帳號。

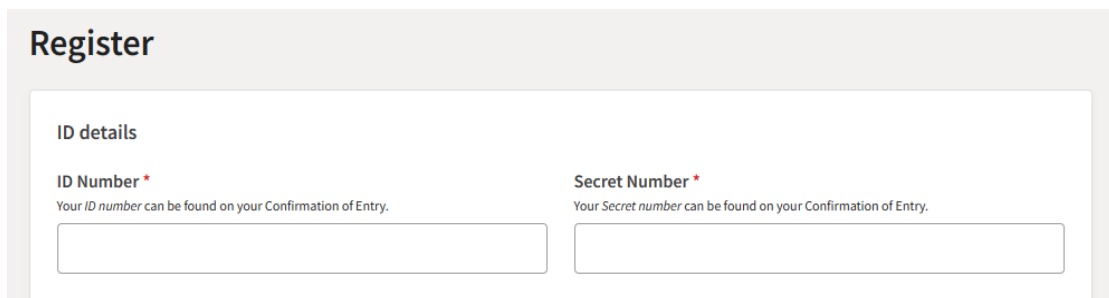
★註冊流程如下:

1. 登入網址: <https://candidates.cambridgeenglish.org/Members/Login.aspx?M=None>
2. 選擇 Register



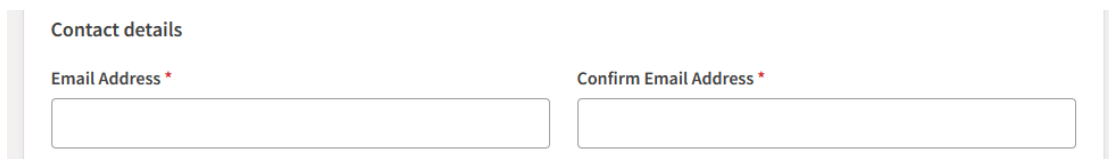
The screenshot shows the 'Service for Candidates' page. On the left, the 'Register' section explains that users need to register for the first time and provides instructions on where to find their ID Number and Secret Number. A red box highlights the 'Register >' button. On the right, the 'Login' section has input fields for 'ID Number \*' and 'Password \*', with a 'Log in' button and a 'Forgotten password? >' link. An image of students looking at a laptop is in the top right corner.

3. 輸入 ID number 及 Secret number



The screenshot shows the 'Register' form. Under the heading 'ID details', there are two input fields: 'ID Number \*' and 'Secret Number \*'. Both fields have a note below them: 'Your ID number can be found on your Confirmation of Entry.' and 'Your Secret number can be found on your Confirmation of Entry.' respectively.

4. 輸入 Email，並再次確認是否正確




The screenshot shows the 'Contact details' section of the Register form. It contains two input fields: 'Email Address \*' and 'Confirm Email Address \*'.

5. 設定密碼 (密碼需含 6 個英文字母(含以上)與 2 個阿拉伯數字(含以上)之組合 )  
例如: lovemayday23

**Password details**

**Password \***  
Must have at least 8 characters, made up of letters and at least 2 numbers.



**Confirm Password \***



6. 請務必勾選 I agree to the terms of use

**Terms of use**

This website is provided by the Chancellor, Masters and Scholars of the University of Cambridge acting through its departments University of Cambridge Local Examinations Syndicate (also known as Cambridge Assessment) and Cambridge Assessment English, based at The Triangle Building, Shaftesbury Road, Cambridge, CB2 8EA, United Kingdom.  
Your use of the website at [www.cambridgeenglish.org/candidates](http://www.cambridgeenglish.org/candidates) ('the Site') is governed by these terms of use, and by using this Site you consent to these terms of use. You may print and keep a copy of these terms of use. The terms of use are a legal agreement between us and can only be modified with the prior written consent of Cambridge Assessment English. Cambridge Assessment English reserves the right to change the terms at its discretion by changing them on this webpage of the Site.  
If you do not agree with any of the terms and conditions in these terms of use you should cease use of the Site immediately. Your continued use of the Site is deemed to be acceptance of the terms of use.

**1. Accuracy of Information and Disclaimer**

- 1.1. Cambridge Assessment English will use its reasonable endeavours to ensure that all information on the Site is accurate. However, the Site and material available on the Site is provided for the use of candidates of Cambridge English examinations to whom Cambridge Assessment English grants access at its sole discretion.
- 1.2. You acknowledge that any reliance on any information or other material contained on this Site is entirely at your own risk and all other warranties, undertakings, conditions and terms, express or implied, whether by common law, statute, custom, trade usage, course of dealings or otherwise (including without limitation as to quality, fitness for purpose, performance or suitability for purpose) in respect of the Site are hereby excluded to the fullest extent permitted by law.
- 1.3. Nothing in these terms of use shall exclude our liability to you for fraudulent misrepresentation by Cambridge Assessment English or its employees or for death or personal injury resulting from Cambridge Assessment English negligence or that of our employees.
- 1.4. SUBJECT TO THE ABOVE, YOU ACKNOWLEDGE THAT OUR LIABILITY TO YOU FOR DIRECT LOSS UNDER ARISING OUT OF

I agree to the terms of use \*  I do not agree to the terms of use

7. 選擇是否要收到劍橋的信 (非強制)

**Updates**

Check this box to receive tips, advice and information about Cambridge English products and services (and related Cambridge University Press products and services) by email. We'll only contact you about Cambridge English products and services (and related Cambridge University Press products and services) in line with our [Privacy Policy](#). You can opt out at any time.

I would like to receive updates (optional)

8. 點選 “Submit”

**Updates**

Check this box to receive tips, advice and information about Cambridge English products and services (and related Cambridge University Press products and services) by email. We'll only contact you about Cambridge English products and services (and related Cambridge University Press products and services) in line with our [Privacy Policy](#). You can opt out at any time.

I would like to receive updates (optional)

**Submit**

Reset

9. 按下 Submit 之後，信箱會收到劍橋寄發的信件

Dear [redacted]

Thank you for registering for the [Cambridge English Results Service for Candidates website](#). As soon as your results are available, we will email you to let you know.

To log in to see your results when they are available, you will need the **ID Number** listed on your Confirmation of Entry and the password that you chose when you registered for the Results Service. If you have forgotten your ID Number or lost your Confirmation of Entry, please [contact your exam centre](#). If you are not sure which exam centre you took your exam with, your teacher may be able to help you.

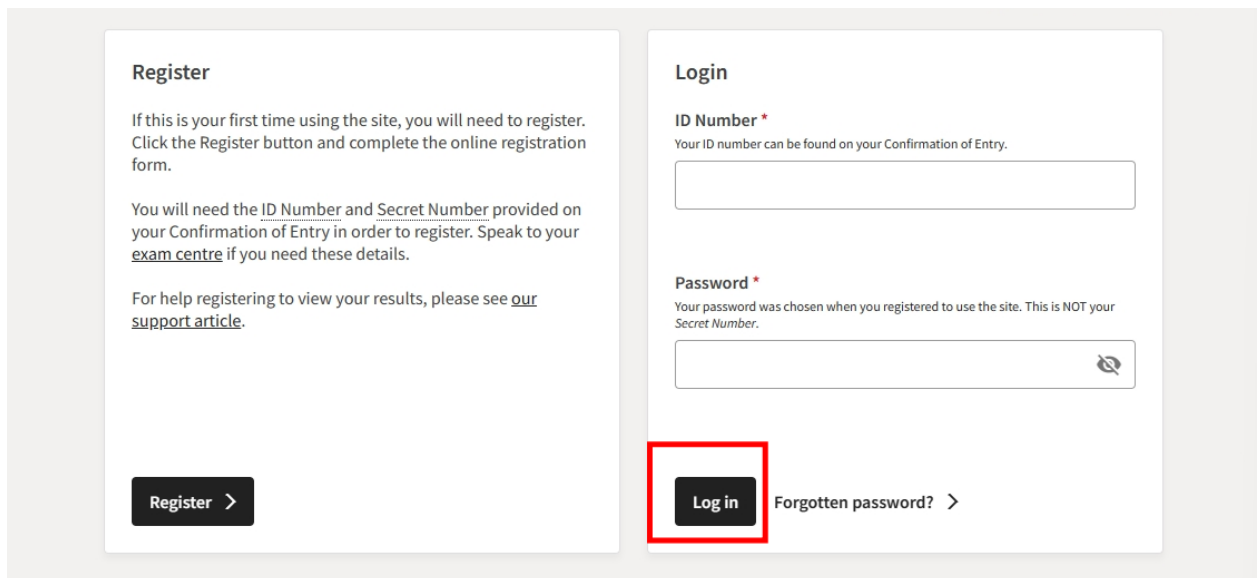
If you have forgotten your password, click [here](#) and enter your ID Number. We will then send you a link to a new password.

If you need any help accessing your results, you can find help information [here](#).

If you are still preparing for your exam, you can find free activities and resources on the [Learning English](#) section of our website. You can also find official exam preparation materials available to purchase [here](#).

10. 收到劍橋確認信件之後，再次登入網站，輸入 ID 號碼+設定的密碼。

登入網址: <https://candidates.cambridgeenglish.org/Members/Login.aspx?M=None>



**Register**

If this is your first time using the site, you will need to register. Click the Register button and complete the online registration form.

You will need the ID Number and Secret Number provided on your Confirmation of Entry in order to register. Speak to your [exam centre](#) if you need these details.

For help registering to view your results, please see [our support article](#).

**Register >**

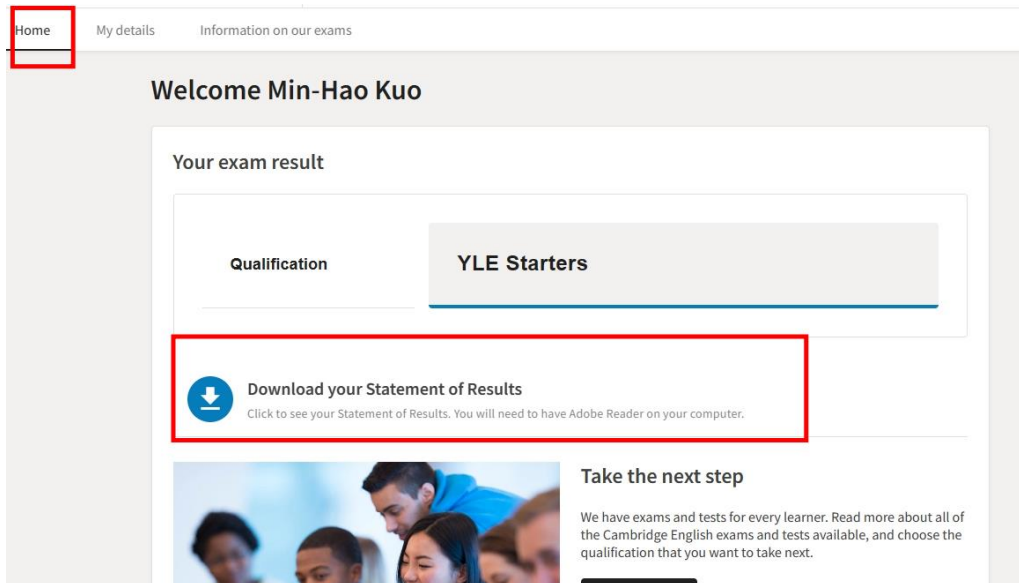
**Login**

**ID Number \***  
Your ID number can be found on your Confirmation of Entry.

**Password \***  
Your password was chosen when you registered to use the site. This is NOT your Secret Number.

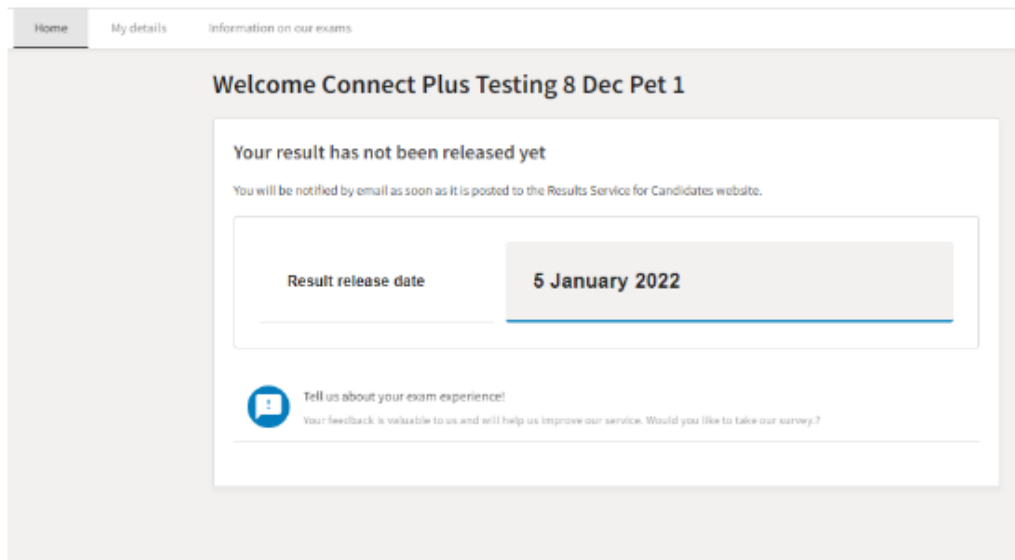
**Log in** [Forgotten password? >](#)

11. 成功登入網站後，會顯示以下畫面，點選 Download 就可以下載成績報告(非證書)。  
網站成績公佈時間約考試日後 5-7 週。




The screenshot shows the user interface for a candidate's results. At the top, there is a navigation bar with 'Home' (highlighted with a red box), 'My details', and 'Information on our exams'. Below this, the user is greeted with 'Welcome Min-Hao Kuo'. The main content area is titled 'Your exam result' and features a 'Qualification' dropdown menu currently set to 'YLE Starters'. Below the menu is a red-bordered box containing a download icon and the text 'Download your Statement of Results' with a sub-note: 'Click to see your Statement of Results. You will need to have Adobe Reader on your computer.' At the bottom, there is a 'Take the next step' section with an image of students and text encouraging the user to explore other exam options.

- ⦿ 成績還未到公佈時間，無檔案下載，只會顯示公佈日期



The screenshot shows a message indicating that the user's result has not been released yet. The navigation bar is the same as in the previous screenshot. The main heading is 'Welcome Connect Plus Testing 8 Dec Pet 1'. Below this, a message states 'Your result has not been released yet' and 'You will be notified by email as soon as it is posted to the Results Service for Candidates website.' A 'Result release date' dropdown menu is set to '5 January 2022'. At the bottom, there is a feedback prompt: 'Tell us about your exam experience!' with a sub-note: 'Your feedback is valuable to us and will help us improve our service. Would you like to take our survey?'

◆ 下載成績報告檔案範例:



CAMBRIDGE  
English

Date: [Redacted]

Reference No.: [Redacted]

To be quoted on all Correspondence


**Starters**  
**Statement of Results**

Candidate name: [Redacted]


Place of entry: **Taipei City**

Reading and Writing: [5 shields] Listening: [5 shields] Speaking: [5 shields]


**These are your strengths in English. Using Starters vocabulary and grammar:**  
You can understand some basic English words that you read and hear - such as numbers, colours, toys, animals, school or household objects.  
You can understand some very short, simple English conversations where people ask and answer questions.  
You can read and understand some simple sentences and very short texts that use common English words.  
You can write English letters that you hear, and you can spell some very simple English words.



**Here are some things you can work on:**  
Practise understanding and answering some very simple spoken questions in English about yourself and things you are looking at.



**What can I do to improve?**  
In English, say sentences about yourself, your friends, your family. Can you say five sentences?



**THIS IS NOT A CERTIFICATE**  
Cambridge University Press & Assessment reserves the right to amend the information given before the issue of certificates to successful candidates.

★其他考試成績查詢方式:

1. 考試日後約 5-7 週，致電考試中心詢問成績。
  - 聯絡電話: (02)2528-0958 #375
  - 洽詢時段: 週一至週五 09:00~17:00
2. 考試日後約 5-7 週，洽詢各區承辦單位。  
《上述申請，皆須提供考生准考證號碼及英文拼音》